



ARCEOLE EASES THE GASES USE IN THE OPERATING ROOM

- STERILE
- SINGLE USE
- APYROGENIC

TRIPLE SAFETY

Sterile kit includes all pre-mounted accessories (validated 0.22µm filter, syringe and needle).

Preparation by the surgeon guarantees:

- Perfect control of asepsis.
- Perfect control of mixing.
- No gas leakage and preservation of the concentration rate.

SAVES YOUR TIME & YOUR MONEY

- No need to invest in 3 cylinders, 3 regulators, 3 stands.
- No need for regulators maintenance and metrology.
- No loss of product, no complicated and time-consuming manipulation.
- No need to purchase and manage parts inventory.

QUALITY AND PROCESS ARE UNDER CONTROL

- Guaranteed gas purity.
- One kit per patient for complete traceability.
- One set of labels for your quality assurance.
- Manipulation under control and no contaminating container in the operating area.
- A wrist band informs the patient and his caretakers of the risks linked to implanted gases.
- Conformity with AFSSAPS requirements (07/2006).



A SPECIFIC GAS FOR EACH INDICATION

Retinal Detachment without proliferation (pure gas)	SF6		
Diabetic Retinopathy	SF6		
Retinal Detachment (gas+air mix after vitrectomy)		C2F6	
Macular Holes		C2F6	
Giant Tears	SF6	C2F6	
PVR			C3F8
Ocular trauma	SF6	C2F6	



Gases most commonly used in the above indications according to Retinal Diseases Editor Ryan S - Chapter : Intraocular Gases - Author : Stanley Chang




THANKS TO SPECIFIC CHARACTERISTICS

	Expansion Rate	Expansion delays (days)	Presence in the eye (days)	Tamponade longevity (days)	Slightly expansive concentration % ¹	Not expansive concentration %
SF6	2	1	15	6	20-25	20
C3F8	4	3	60	30	14-17	12
The European touch: C2F6, the in-between profile ²						
C2F6	3,3	1,5	30	12	17-20	16

Please read carefully the instruction for use.

- 1 A slight expansion actually allows completion of sub-retinal liquids withdrawal
- 2 The C2F6 gas has the same efficiency and safety than C3F8 with a shorter tamponade time
 - Ellis JD & Al. *Surgery for full-thickness macular holes with short-duration prone posturing: results of a pilot study.* Eye (Lond). 2000 Jun;14 (Pt 3A):307-12
 - Bochow TW & Al. *Pneumatic retinopexy perfluoroethane (C2F6) in the treatment of rhegmatogenous retinal detachment.* Arch Ophthalmol. 1992 Dec;110(12):1723-4

ARCEOLE ACCESSORIES

<p>Kit 1ml ref 306</p> <p>1mL Kit (one connector and one filter are pre-assembled on each syringe). Pure gas injection during Pneumatic Retinopexy</p> 	<p>Kit PS ref 304</p> <p>5mL Kit allows the injection of a precise small volume of air/gas mixture</p> 	<p>Kit GS ref 305</p> <p>50mL Kit for standard preparations of air/gas mixture and vitreous injection</p> 
---	---	--